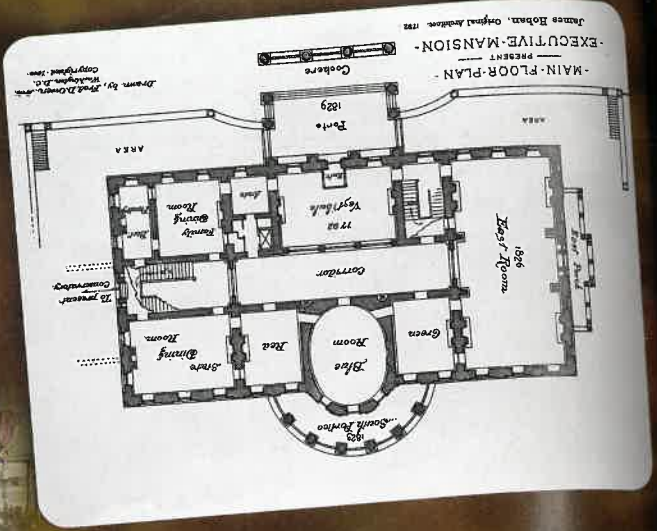




- 1. Human-Environment Interaction** One of the reasons that the site was chosen as the capital was that it was in the center of the country. What are the advantages of such a location?
- 2. Location** How do you think the location of Washington, D.C., affected its early growth? Explain.

Analyzing Geography



Washington, D.C., in 1801 The city was slowly rising from a marshy site on the Potomac River. The nation's capital had only two noteworthy buildings—the president's mansion (later called the White House) and the still-unfinished Capitol. Between them stretched about two miles of muddy streets.



- 1 Washington Monument
- 2 Jefferson Memorial
- 3 Franklin Delano Roosevelt Memorial
- 4 White House

**The Tidal Basin** To help reduce the amount of stagnant water near the Potomac, an inlet called the Tidal Basin was created in the 1880s. The basin provides a means for draining the Washington Channel and flushing the channel with relatively clean water with each change of tide.

Washington, D.C., is famous for its cherry blossoms. This scene shows blossoms along the Tidal Basin.